

DIOCESE OF ORANGE

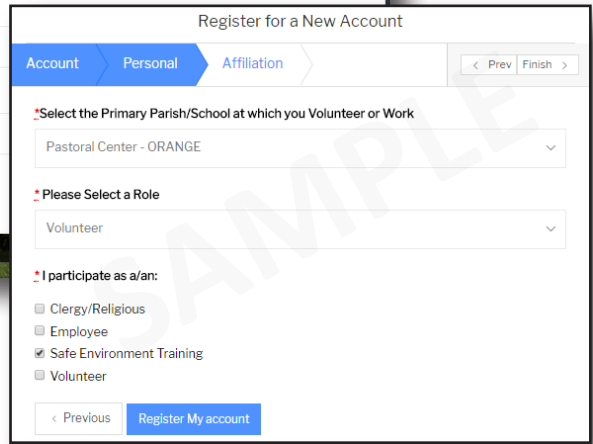
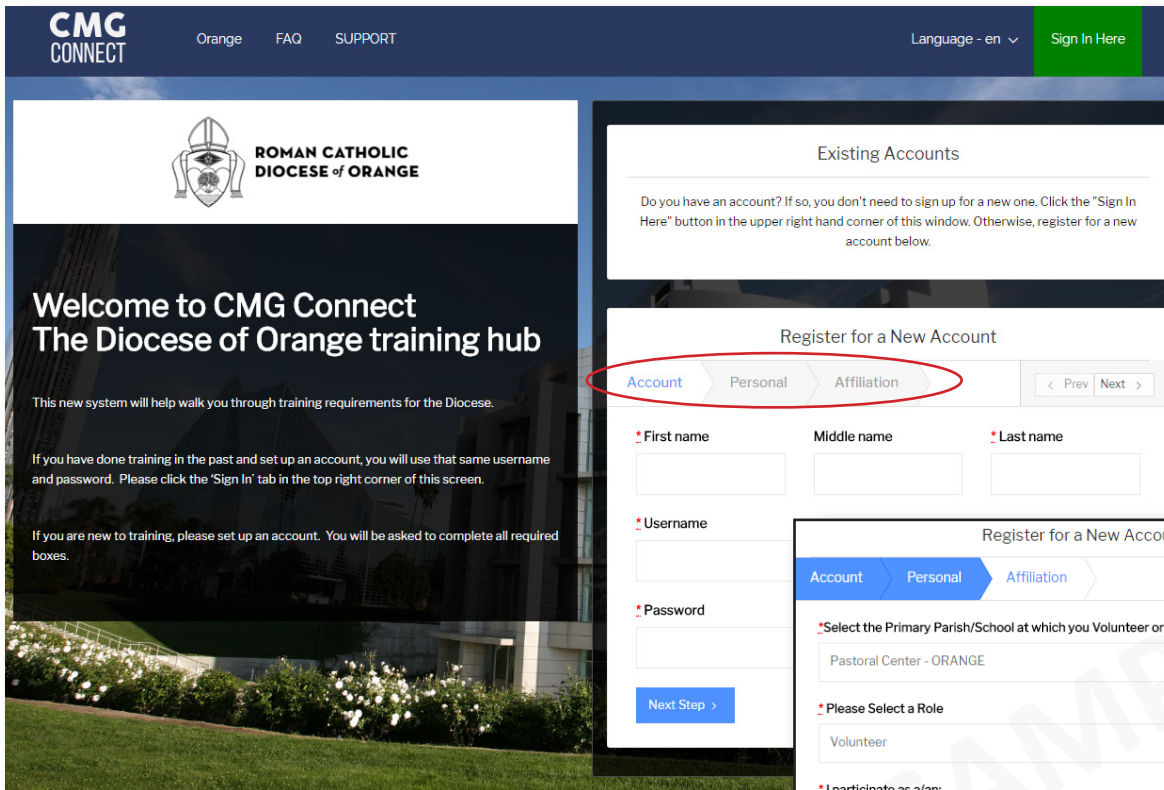


Safe Environment Training

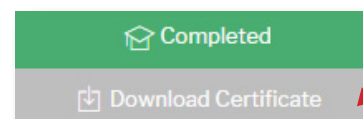

Getting Started:

1. Go to <https://orange.cmgconnect.org/>
2. Create a new account by completing all the boxes under “Register for a New Account.” This includes address, primary parish, and how you participate at your parish or school.
3. Under the Affiliation tab in the I participate as a/an: section, click on the Safe Environment Training box. If you have questions please contact your parish/school coordinator.
4. Your main learning dashboard will show you all of the requirements and optional training curriculums that have been customized for your particular role within the Diocese.
5. Click ‘Start Curriculum’ for the Safe Environment Training.
6. Once training is completed, you can access your completion certificate by returning to the training dashboard and clicking ‘Download Certificate’.

For more information, please use your FAQ or Support tab at the top of the screen.



- You will progress through ALL three account creation screens before your registration is complete.
- Select 'Safe Environment Training' for your participation category.
- On your main dashboard, you will click Start Curriculum
- Complete the training sections—as you work through they will show as 'Done' in each box. When finished, click the 'Dashboard' tab on the left.
- You can download and print your certificate when finished.



<https://Orange.CMGconnect.org/>